

Welcome to
Kindergarten

SCHOOL




Meet the
TEACHER 

kim.manarin@hanoverhorton.org

563-0103

Keeping in touch

CLASS



Our district will be using Class Dojo to communicate with families online. Weekly news updates and pictures will be posted on our Class story page. Dojo is also used for parent-teacher messaging. Log on information will come home with each student in September.

Communication




Folders

Each student will have a folder to carry notes, class work, lunch money, behavior logs, and newsletters in. Students will need to turn in their folder every morning. I will be filling out the behavior log each day so you can see how your child is doing at school. Please look at folders daily with your child. Praise good days and talk about any challenges. There is a parent section for you to write notes as needed. This helps children learn to be organized and responsible.

Check out my smile and the Behavior Rubric



I use a smiley face chart to help kindergarteners see how they are doing with behavior. Each student has a star and begins the day by the yellow smiley face. Gentle reminders are given to redirect behavior. If inappropriate behavior continues, a "reset" is given and stars are moved to the green straight face. Resets are a short time out away from the group. Resets allow students an opportunity to rethink and change their behavior back to "greatness". A star is moved to the blue face and a behavior rubric is filled out when multiple resets are given or when behavior hurts other students.





ARRIVAL

If morning farewells are difficult, please put your child on the bus. Kindergarten tears are contagious and very upsetting to concerned classmates.

DISMISSAL

If someone other than a parent is going to pick up your child from school, please write a note in your child's folder. Without a note, I will not allow unfamiliar faces to take your child.

TRANSPORTATION

Bus Riders


Each student will have a bus tag attached to their backpack to help them remember which bus they ride.

If you are going to pick your child up from school, please send a note. Children get confused and forget where they are going by the end of the school day. Without a note or phone call, our school's policy is that children must be placed on their assigned bus.

Please do not leave end of the day changes on my email or phone voicemail. I do not check these until students have gone home. Leave important messages with the secretaries so they can tell us before children are on the bus.

Daily Pick Ups

If your child will be picked up every day, please write one note saying this.



ABSENCES

Please call or notify the office when your child will not be at school.

If your child is sick, please keep them home.



MEDICATION


For safety purposes medication may only be given in the office. If your child needs to take medicine while at school: fill out the medical form for your child with the medication's name, amount, and time to dispense. Medications may only be given by the secretaries or school nurse. Medications can not be given without the proper paperwork.



Breakfast

Breakfast is served each day from 8:40 to 9:00.

Please write in your child's folder on days when s/he is going to eat breakfast at school. If your child is going to eat breakfast at school every day, write one note saying this.




Lunch

Lunch is short=20 minutes

Hot: To keep the lunch line moving quickly, all money is sent to the cafeteria in the morning. When sending lunch money: put money in an envelope with your child's first and last name and "lunch money" written on it. Please seal envelopes so money or checks do not fall out. Each child will have a lunch account card that gets swiped as students walk through the lunch line. You may check your child's lunch account balance online.


Cold: Students with cold lunches will need to label their lunch bags with a permanent marker. There will be about 100 Kindergarteners eating lunch in the cafeteria and several will have the same lunch bags. Labeling is a must.



SNACK DONATIONS

We will have a snack each day around 2:30. Over the years, I have found it is easiest and most convenient to have each child bring a class snack once each month. Please write your child's name on the snack so s/he may pass out their snack as we use it.

Some healthy snack ideas: crackers-all kinds, veggies, fruit, cheese sticks, yogurt, cereal, granola bars. No Candy. Please include enough snacks for each child. I will let you know in our first newsletter if there are any food allergies and how many students are in our class.



BIRTHDAYS



Hip, hip, hooray for birthdays!
Birthdays are very special days for children. We welcome birthday treats at school. Yummy, cupcakes, ice cream cups, brownie bites, and cookies are all good choices. Let your child pick their favorite. It's a wonderful way to give each child a little celebration of their very own!

We will celebrate summer birthdays in May.

Literacy

Reading goals kindergarteners need to master:

- Recognize all upper and lowercase letters. (not in ABC order-including goofy a and g)
- Know one sound for each letter.
- Know long and short vowel sounds.
- Read kindergarten sight words.
- Sound out CVC words. (ex. cat, sit, man)
- Spell CVC words.
- Clap syllables in words.
- Make rhyming words.
- Retell stories.
- Discuss story characters and settings.
- Read kindergarten grade level texts.



Writing

Target goals:

- Write first and last name (capital at beginning of name-lowercase for rest)
- Write all upper and lower case letters
- Write sight words from memory
- Draw pictures and label them
- Sequence stories beginning, middle and end
- Write simple sentences (ex. This is a pig.)
- Write from left to right, leave spaces between words, and use punctuation at the end of a sentence.
- Use phonetic spelling (ex. Spider=spidr)
- Write an informative paragraph.



Tree

dad mom

sun



Math

Target goals:

- Recognize numbers 1-20 mixed up.
- Write from memory 1-20.
- Count and match numbers with objects up to 20
- Count to 100 by 1's and 10's
- Make patterns
- Add numbers with totals up to 10. (ex. $4+1=$ ___)
- Subtract (ex. $4-3=$ ___)
- Identify 2 and 3 dimensional shapes
- Measure
- Count-using number sets (ex. 1 group of 10 and 4 ones = 14)



Science

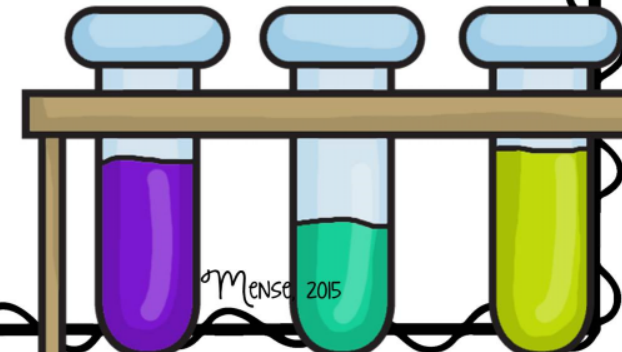
Weather



Force and motion



Plants and Animals



Social Studies

Myself and Others

Unit 1: Who am I?

Unit 2: Where am I?

Unit 3: Wants and needs?

Unit 4: Getting along with others?



Book Orders

**If you would like to order books, please
visit scholastic.com.**

Our classroom code is: DZ46D

**You may browse and order at your
convenience.**

Happy Shopping!



S u p p l y D o n a t i o n s

Wish List



Tissues



Band aids

Disinfecting Wipes and Spray

Hand Sanitizer



Thank You!

I'm looking forward to a great year!

kim.mamarin@hanoverhorton.org

563-0103

